


CE EC - DECLARATION OF CONFORMITY

MANUFACTURER	PPE DESCRIPTION	APPROVED BODY
 YILDIRIMLAR GİYİM A.Ş	CHEMICAL PROTECTION COVERALL WITH HOOD	MNA Laboratuvarları San.Tic.Ltd.Şti. Küçükbakkalköy Mah. Yenidoğan Cad. No:21 Ataşehir / İSTANBUL Notified Body Number : 2841



YILDIRIMLAR GİYİM A.Ş. declares that this product complies with the following regulations:

Identification of the PPE object of the declaration: YLD COVER TYP 4/5/6 CODE : 800

Chemical Protective Coverall

Designation : Nonwoven chemical Protection with hood/ Single Use
Colour : White
Size : S, M, L, XL, 2XL, 3XL
Directive : 2016/ 425 REGULATION
Module / Category : MODULE C2 / CATEGORY III
Specifications : Microporous laminated non-woven overall with elasticade hood.
Fastening with zip under flap. Elasticated round head, waist, cuffs and ankles. Individual pack.






Certificate Inquiry Link : <https://www.mnalab.com/tr/sertifika-sorgula>

EU DECLARATION OF CONFORMITY

This declaration of conformity is issued under the sole responsibility of the manufacturer.

The object of the declaration identified above is in conformity with the relevant Union harmonisation legislation:
EU 2016/425 Regulation , with its requirements and with the harmonised standards:

MNA LABORATORİES SAN.TİC.LTD.ŞTİ Declares that the above-mentioned product meets the requirements of the directive according to the EU Directive 2016/425,the safety of the product is covered by the conditions and use specified in this certificate.

 Cat III	EN ISO 13688:2013 - Protective clothing - Requirements	 EN 14126 :2003/AC:2004	EN 14126:2003+AC:2004 - Protective clothing against infective agents Types 4B,5B,6B
 EN 13982-1: 2004+A1:2010	EN ISO 13982 - 1:2004 + A1 : 2010 Type 5 - Protective clothing for use against solid particulates Type 5	 EN 14605:2005	EN 14605:2005+A1 - Protective clothing against liquid chemicals.
 EN 13034: 2005+A1:2009	EN 13034:2005+A1:2009 Type 6 - Protective clothing against liquid chemicals Type 6	EN ISO 13688	EN ISO 13688 - Protective clothing - General requirements

Notified body which performed the EU Type - Examination (module B) and issued
EN type - examination certificate: CE 28-20-01

To certify the PPE product at category III level. C2 or D module is accompanied by applying one of the conformity assessment methods along with the EU Type Examination (Module C2)

YLD COVER PRODUCTION PROCESS FLOW

1. Fabric enters the warehouse
2. Fabric width is measured
3. Pastal plan is prepared in desired sizes according to the usage width of the fabric
4. Fabric is laid in automatic spreading machines according to the prepared length of the fabric to the desired number of layers.
5. The laid fabrics are cut according to the layplan's printout from the plotter.
6. Fabrics that are finished cutting are sent to the factory to be produced
7. Upper body is combined in the back middle overlock
8. Attaches to arm cuffs narrowing rubbers with overlock
9. Right left body armpits are combined with overlock
10. Welding tape is applied from the flat side of the fabric to center the seam.
11. Hood's right left parts are combined with overlock
12. Attaches to around the hood narrowing rubbers with overlock
13. Hood is combined to body with the overlock. The collar tag is attached to the body during the same stitch
14. Welding tape is applied from the flat side of the fabric to center the seam.
15. Attaches to trouser leg narrowing rubbers with overlock
16. The right-left back of the trouser's crotch is combined with the overlock
17. Welding tape is applied from the flat side of the fabric to center the seam.
18. Trousers right left front body's crotch combined with overlock until placket
19. Welding tape is applied from the flat side of the fabric to center the seam.
20. Inside leg is combined with overlock. Welding tape is applied from the flat side of the fabric to center the seam.
21. The narrowing rubber is thrown with a straight seam 10 cm below the waist line in the back middle of the trouser
22. Upper body and lower body are combined with overlock (waist stitch)
Welding tape is applied from the flat side of the fabric to center the seam.
23. Zipper and placket sewn to the left front middle with straight stitch and zipper at the bottom, placket at the top.
24. The other side of the zipper sewn to the right front middle with a straight stitch
Welding tape is applied from the flat side of the fabric to center the seam.
25. Double-sided tape is pasted to the inside of the placket that attached to the body
26. Yarn cleaning of the overalls begins, which are finished sewing
27. Brand logo sticker is pasted to the left side of the chest
28. Quality control is done
29. Checked overalls folded
30. Placed in special packaging packages containing brand and product information
31. Sticker with size information is pasted to the designated place on the packaging
32. The box with the product logo is made ready
33. 50 products of the same size are placed in the box.
34. Box is closed.
35. The sticker containing the size and menstrual information in the box is attached on the box
36. and product is ready for shipment

BEDEN ÖLÇÜLERİ / SIZE

S	M	L	XL	XXL	3XL
84-92 164-170	92-100 170-176	100-108 176-182	108-116 182-188	116-124 188-194	124-132 194-200

English / User Guide

DESCRIPTION OF MODEL:

YLD COVER 4/5/6 c/s 800 coverall with hood, 2-way zip with zip flap and selfadhesive tape, elastic wrist-ankles-waist and the hood.

COLOR : White

CARE INSTRUCTION



Do not wash



Do not tumble
bleach



Do not tumble dry



Do not iron



Do not dry clean



Do not approach
with fire

Product Specs :

To increase protection against less hazardous chemicals and dusts, a two-layer hooded and closable zipper is used. Liquid and particle proof tape is used on the seams for superior protection. Elasticated wrist and hood seams are available to limit entry and exit and protect against liquid. Elastic waistband is available for comfort and protection

Limitations of Use:

- Care should be taken when removing contaminated garments, so as not to contaminate the user with any hazardous substances. If garments are contaminated then decontamination procedures should be followed (i.e decontamination shower) prior to the removal of the garment. Yld cover 4/5/6 classic garments are not designed for use in extreme environments.
- The wearing of chemical protective clothing may cause heat stress if appropriate consideration is not given to the workplace environment and performance of the protective clothing in terms of comfort ratings.
- Appropriate undergarments should be considered to minimize heat stress and damage to your YLD COVER 4/5/6 classic garment.
- The determination of suitability of YLD COVER products for an application is the final responsibility of the user. All YLD COVER products are recommended for single use application. Upon contamination wear or damage the garment should be removed and appropriately disposed of at the earliest convenience.
- Where YLD COVER products are used in conjunction with other PPE, and for full type protection it is necessary to tape cuffs to gloves, ankles to boots, the hood to the respiratory device. The user shall be the sole judge for the correct combination of YLD COVER garment and additional PPE.
- YıldırımLAR Giyim A.S. shall not accept responsibility what so ever for improper use of YLD COVER.

Way of dressing :

Open the zip, insert legs and dress taking care not to break the material. Close the zip and pull the adhesive release paper. Attach the adhesive stripe to the coverall without folds.

Storage :

YLD COVER products may be stored according to customary storage practices. For more information please contact with YLD COVER.

Please contact for information and advice about the availability of YLD COVER 4/5/6 CLASSIC in your region.

Expiration :

It is suggested to use the product within a period of five years from the date of production written on label.

Conservation and discarding :

The item should be conserved in a dry place away from sources of light and heat. If not contaminated, the product can be treated as a common.

If contaminated, it should be treated as harmful garbage and discarded according to country laws.

Safety instruction

All protective clothing should be inspected prior to use. Any damage will reduce the effectiveness and level of protection offered.

(e.g. holes, tears, damaged seams and zips, heavily soiled)

Warning!

Danger of suffocation: Keep this plastic bag away from babies and children!

YLD COVER TYP 4/5/6 CODE :800

RESİM / PICTURE




Paket / Package



G.T.İ.P NO : 6210.40.00.00.19

PACKAGE SIZE : 1 package = 50 piece cover
1 package = 10 kg
1 package = 30 desi



SIZE VE PIECE STICKER

